

IMPORTANT: FOR BEST RESULTS, DOWNLOAD THIS FORM AND OPEN IN ADOBE ACROBAT TO EDIT AND SUBMIT. DO NOT COMPLETE THIS FORM USING YOUR INTERNET BROWSER. YOU MAY ALSO REQUEST A QUOTE HERE: WWW.SEURA.COM/QUOTE/

Séura SMART Mirrors, TV Mirrors, Lighted TV Mirrors and Waterproof TVs

Quote Form

1: Project Information

Project/Job Name

Sales Representative

Desired Delivery Date

STANDARD TV MIRROR

AWARD WINNING SMART MIRRORS

Mirror Size	TV Size
30" w x 42" h	27" TV
42" w x 42" h	27" TV
60" w x 42" h	27" TV

VANITY TV MIRRORS

Mirror Size	TV Size
24" w x 36" h	19" TV
33" w x 36" h	19" TV
45" w x 36" h	19" TV
33" w x 36" h	27" TV
45" w x 36" h	27" TV

ENTERTAINMENT TV MIRRORS

Mirror Size	TV Size
40.25" w x 24.25" h	42" TV
46.25" w x 27.75" h	49" 4K UHD TV
50.75" w x 30" h	55" 4K UHD TV
59.5" w x 35" h	65" 4K UHD TV

INSTALLATION TYPE

Surface	Recessed
On-Wall Configuration	In-Wall Configuration

Note: If no installation type is selected, "Surface" is the default configuration.

FRAME TYPE

Frameless	Frame
-----------	-------

Frame Collection: www.seura.com/products/frames/

CUSTOM MIRROR

MIRROR GLASS

Vanity Glass <i>Designed for bathrooms and recommended both for Vanity TV Mirrors and SMART Mirrors</i>	Entertainment Glass <i>Ideal for living areas and bedrooms</i>
--	---

MIRROR SIZE

Mirror Width	Mirror Height
X	
Maximum size: 94" w x 70" h or 70" w x 94" h	

INSTALLATION TYPE

Surface	Recessed
On-Wall Configuration	In-Wall Configuration

DISPLAY SIZE

SMART 27" TV (Min. Mirror Size: 29" w x 36" h)

19" TV (Min. Mirror Size: 23.75" w x 28" h)

27" TV (Min. Mirror Size: 29" w x 33" h)

42" TV (Standard Mirror Size: 40.25" w x 24.25")

49" TV (Standard Mirror Size: 46.25" w x 27.75")

55" TV (Standard Mirror Size: 50.75" w x 30" h)






65" TV (Standard Mirror Size: 59.5" w x 35" h)

Other (include desired size and specs in comments section)

LIGHTING

No Lighting

TV Mirror Lighting Options (not available on SMART Mirrors)

Allegro Forte Lumin Veda Halo

Minimum mirror dimensions to add lighting by TV size:
 19" TV: 35" w x 42" h
 27" TV: 44" w x 47" h
 *0-10v Dimmable

FRAME TYPE

Frameless	Frame
-----------	-------

Browse Frame Collection: www.seura.com/products/frames/

VIEWABLE SCREEN LOCATION IN MIRROR

Examples: "bottom center" or "10 in. from top and 7 in. from right"

Standard location for Vanishing Vanity is bottom center.
 Standard location for Vanishing Entertainment is center.

ADDITIONAL CUSTOMIZATION

Include relevant size and location information in the comments section below or include related drawings.

Arch Mirror Shape (Not available with SMART Technology)
 Arch edges to be concealed by frame or millwork

Fixture Holes (Not available with SMART Technology)
 Max hole size of 4 inches
 Minimum 2.5x diameter of the hole to the mirror edge
 Cutout edges to be covered by sconce cover plate

Matching Mirrors (include details in comments section)

COMMENTS

2: Complete the Home

HYDRA INDOOR WATERPROOF TV



DISPLAY SIZE

19" TV (Dimensions 19" w x 13 1/4" h x 3.3/16" d)

27" TV (Dimensions 28" w x 17 3/4" h x 3" d)

BEZEL COLOR

- White Pearl
- Black Onyx
- Stainless Steel
- Polished Chrome
- Brushed Gold

OUTDOOR ENTERTAINMENT



SHADE SERIES™ NEW

for shaded areas

55 inch 4K UHD

65 inch 4K UHD

75 inch 4K UHD
(coming soon)

ULTRA BRIGHT™

for any lighting including sun

49 inch 4K UHD

55 inch 4K UHD

65 inch 4K UHD

86 inch 4K UHD

Closeout Models

Storm, 65 inch 4K UHD, STM3-65-S (ext. audio required)

Storm, 42 inch, STRM-42-S (includes speakers)

ACCESSORIES

- Premium 60w Soundbar
- Slim Wall Mount
- Protective Cover
- Tilting Wall Mount
- Full Motion Articulating Wall Mount

LIGHTED VANITY MIRROR



MIRROR SIZE

Mirror Size	Mirror Size
30" w x 36" h	48" w x 42" h
36" w x 36" h	54" w x 42" h
42" w x 36" h	30" w x 48" h
48" w x 36" h	36" w x 48" h
54" w x 36" h	42" w x 48" h
30" w x 42" h	48" w x 48" h
36" w x 42" h	54" w x 48" h
42" w x 42" h	

LIGHTING DESIGN

Browse all lighting designs:
www.seura.com/products/lighted-mirrors/

3: Billing Information

Company	Contact Name	Email Address
Street Address		Suite #
City	State	Zip/Postal Code
		Telephone

4: Shipping Information

Same as billing address

Company	Contact Name	Email Address
Street Address		Suite #
City	State	Zip/Postal Code
		Telephone

Delivery Services

- Residential Delivery
- Inside Delivery
- Lift Gate (Required for Residential Delivery)

Order Process

- Step 1. Complete and submit the Custom Quote Form.
- Step 2. A member of the Séura Support Team will provide a Sales Order and Design Drawings via email.
- Step 3. Sign and return the Sales Order and Design Drawings via email to Séura for processing.
- Step 4. Allow 4-6 weeks for order fulfillment and shipment (lead time begins when Sales Order, Design Drawings, and payment are received by Séura).

Click submit to email this completed form to corynne@seura.com

IMPORTANT: FOR BEST RESULTS, DOWNLOAD THIS FORM AND OPEN IN ADOBE ACROBAT TO EDIT AND SUBMIT. DO NOT COMPLETE THIS FORM USING YOUR INTERNET BROWSER. YOU MAY ALSO REQUEST A QUOTE HERE: WWW.SEURA.COM/QUOTE/