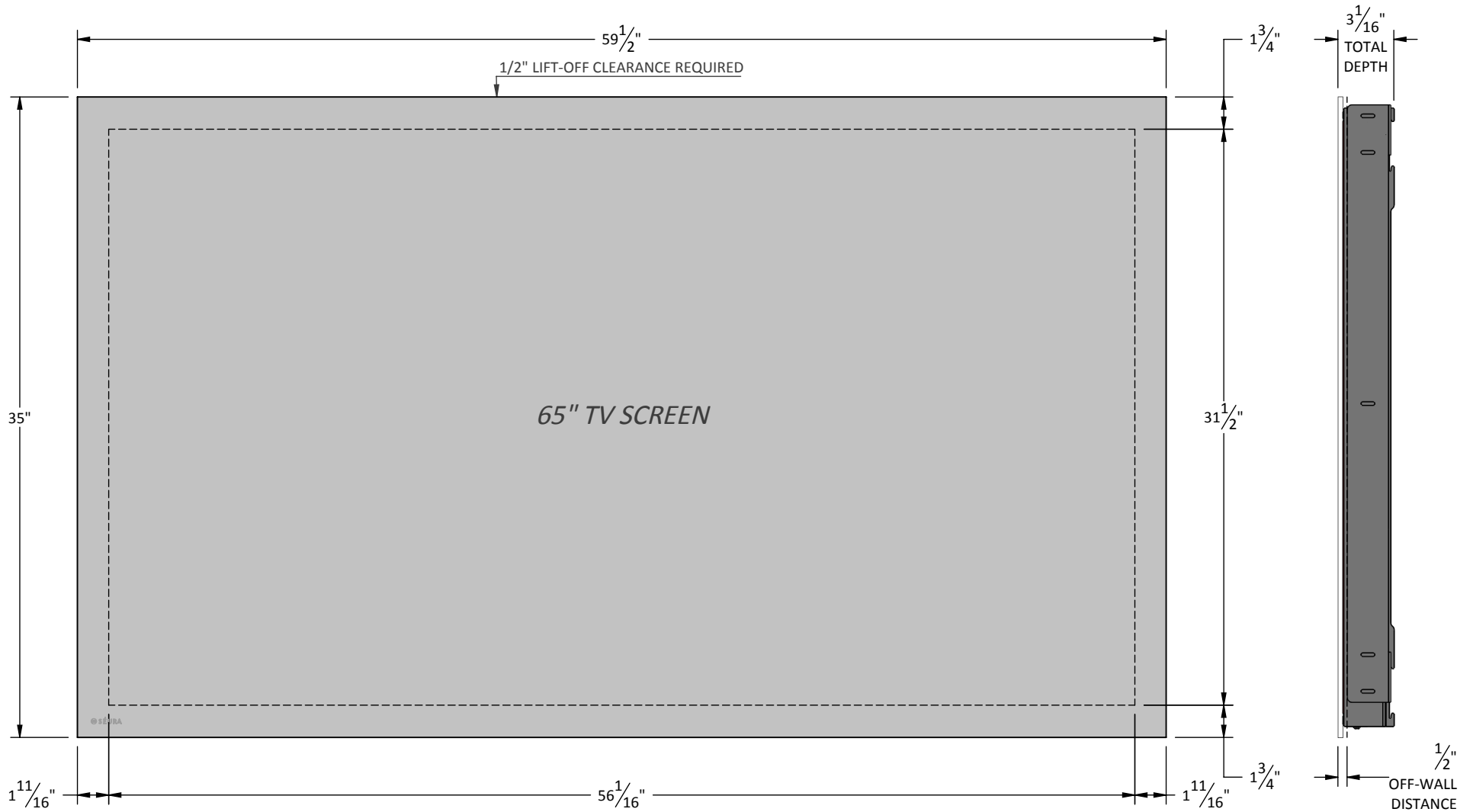


NOTE: FOR STANDARD RECESSED UNITS A FRAME IS REQUIRED TO COVER WALL OPENING. FRAME MAY BE PROVIDED BY SEURA OR OTHERS.



SIGNATURE:

DATE:

NOTE: PLEASE SIGN AND DATE THIS PAGE BEFORE RETURNING TO SEURA, SIGNIFYING YOU AGREE TO ALL SPECIFICATIONS SHOWN ON ALL DRAWING SHEETS. THE BUILD PROCESS WILL NOT BEGIN WITHOUT AN AUTHORIZED SIGNATURE. FOR DRAWINGS THAT REQUIRE REVISIONS, SEND THE REVISIONS TO SEURA NOTED ON THE ORIGINAL DRAWINGS. A REVISED DRAWING PACKAGE WILL BE RE-SENT FOR SIGNATURE.

TOLERANCES (UNLESS OTHERWISE NOTED)
 FRACTIONAL: $\pm 1/8"$
 ANGULAR: $\pm 1.0^\circ$
 TWO PLACE DECIMAL: $\pm .03"$
 THREE PLACE DECIMAL: $\pm .015"$

PROPRIETARY AND CONFIDENTIAL
 THE INFORMATION CONTAINED IN THIS DOCUMENT IS THE SOLE PROPERTY OF THE MANUFACTURER. ANY REPRODUCTION IN PART, OR AS A WHOLE, WITHOUT THE WRITTEN PERMISSION OF MANUFACTURER, IS PROHIBITED.

SHEET
1

S2-65.2 ULTRA HIGH DEFINITION DISPLAY SPECIFICATIONS

Display Type SI Thin Film Transistor

Backlight LED

Active Screen Area WxH 56.24" (W) x 31.63" (H)

Picture Format 16:9

Physical Resolution 3840 x 2160

Horizontal Viewing Angle Typical (Total) 178° (Left: 89° / Right: 89°)

Vertical Viewing Angle Typical (Total) 178° (Up: 89° / Down: 89°)

Brightness 450 cd/m²

Contrast Typical 1400:1

Response Time 5.0ms

OSD Language English, Spanish, French

Video

HDMI™ 480i, 480p, 576i, 576p, 720p, 1080i, 1080p, 2160p

VGA up to 1920 x 1080p

Audio Input Line Level

Audio Output Analog L/R, Optical Digital and Coaxial

Input Ports

Display Port - 1

HDMI Input 3 x HDMI terminal

USB 1 x USB terminal

RS232 RJ45 Port

IR Input (Infrared) RJ45 Port

Output Ports

+ 5 Volt Output

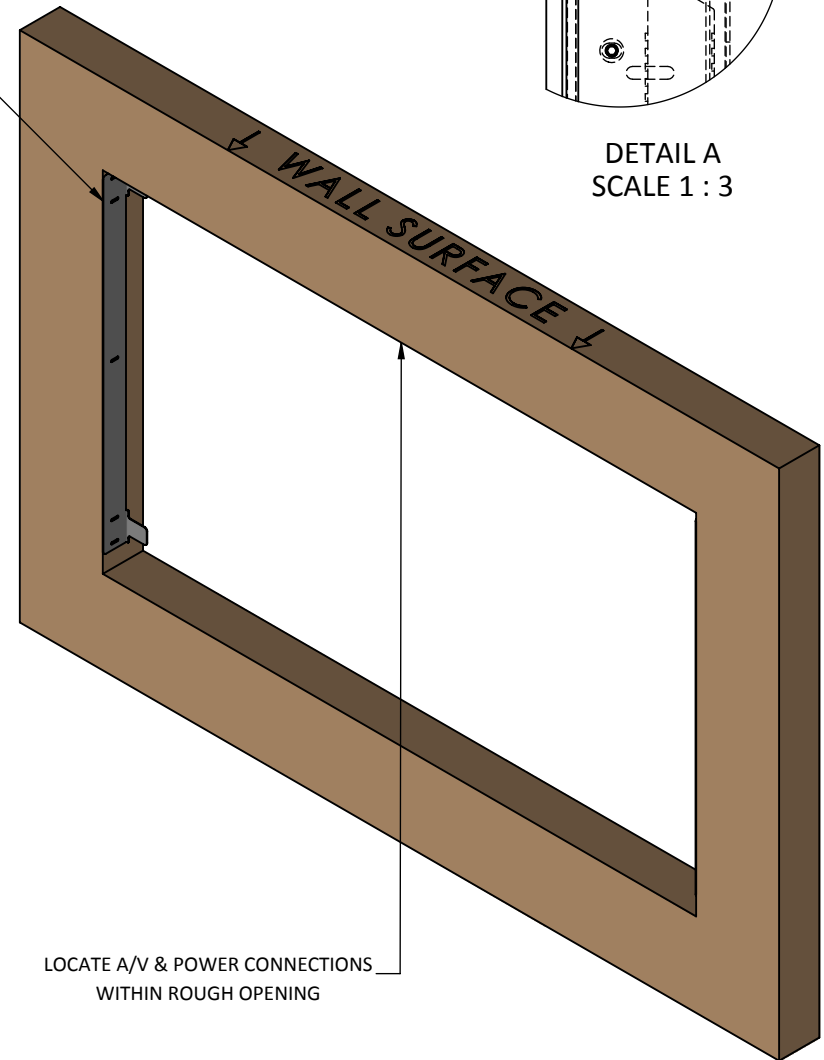
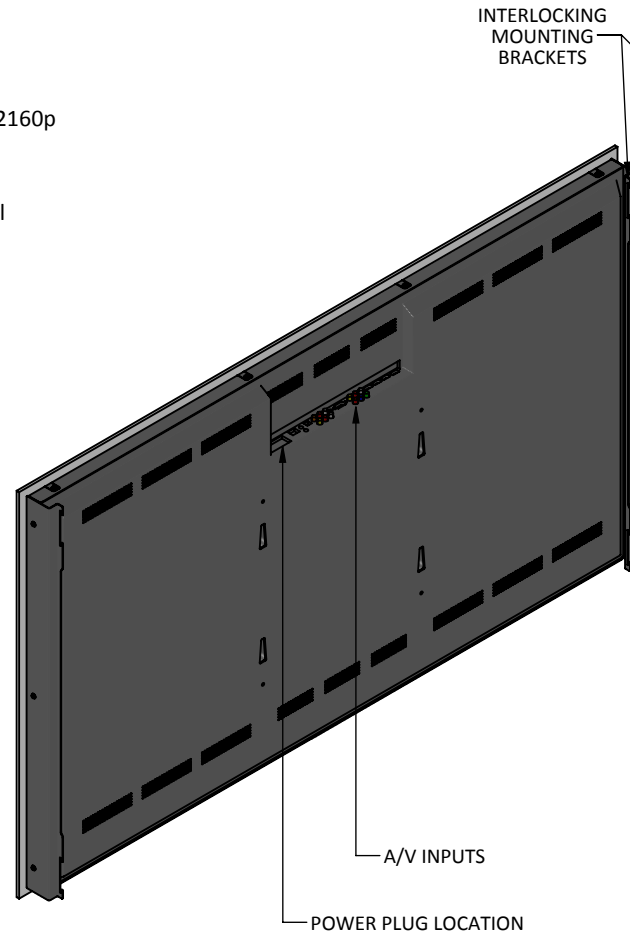
+12 Volt Output

IR Output RJ45 Port

Power Consumption 100-240VAC, 50/60Hz, 200W

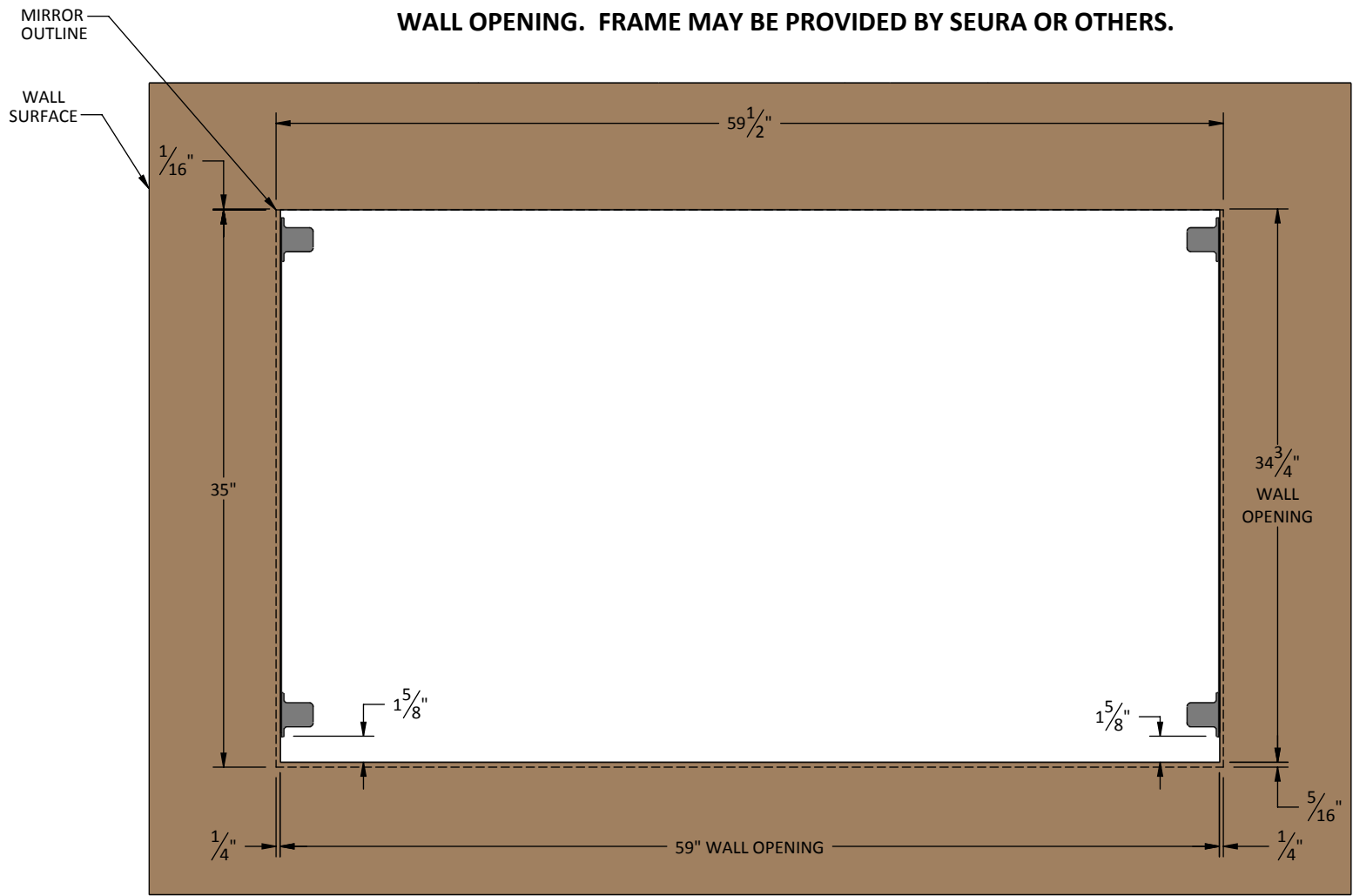
Refresh Rate 120 Hz

VESA Hole Pattern 400mm X 400mm

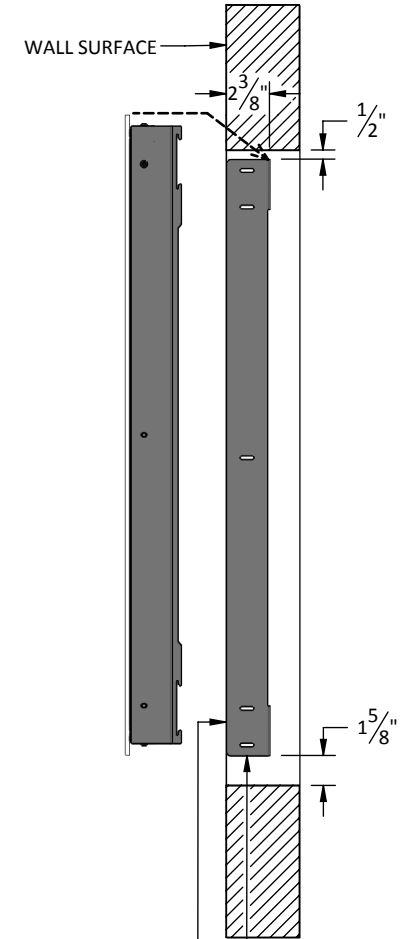


Model Number S-R-5935-S2-65.2-T2	Drawing ID Number -	Date Created 3 JUN 2016	Revised Date 28 JUN 2017	<p>TOLERANCES (UNLESS OTHERWISE NOTED) FRACTIONAL: ± 1/8" ANGULAR: ± 1.0° TWO PLACE DECIMAL: ± .03" THREE PLACE DECIMAL: ± .015"</p>	<p>PROPRIETARY AND CONFIDENTIAL THE INFORMATION CONTAINED IN THIS DOCUMENT IS THE SOLE PROPERTY OF THE MANUFACTURER. ANY REPRODUCTION IN PART, OR AS A WHOLE, WITHOUT THE WRITTEN PERMISSION OF MANUFACTURER, IS PROHIBITED.</p>	<p>SHEET 2</p>
-------------------------------------	------------------------	----------------------------	-----------------------------	---	--	---------------------------

NOTE: FOR STANDARD RECESSED UNITS A FRAME IS REQUIRED TO COVER WALL OPENING. FRAME MAY BE PROVIDED BY SEURA OR OTHERS.



**SIDE VIEW
BRACKET ENGAGEMENT**



INSTALLATION INSTRUCTIONS:

- Reference the dimensions on this sheet to properly locate the wall opening on the mounting surface and the mounting brackets within the wall opening.
- Secure mounting brackets to frame members.
- Hold mirror assembly close to wall, connect A/V and power, and verify functionality.
- Hang mirror assembly. Ensure the brackets are interlocked and mirror is secure.

FRONT EDGE OF BRACKET TO LINE UP WITH WALL SURFACE

BOTTOM OF BRACKET TO BE 1-5/8" FROM BOTTOM OF WALL OPENING.

<p>TOLERANCES (UNLESS OTHERWISE NOTED) FRACTIONAL: ± 1/8" ANGULAR: ± 1.0° TWO PLACE DECIMAL: ± .03" THREE PLACE DECIMAL: ± .015"</p>	<p>PROPRIETARY AND CONFIDENTIAL THE INFORMATION CONTAINED IN THIS DOCUMENT IS THE SOLE PROPERTY OF THE MANUFACTURER. ANY REPRODUCTION IN PART, OR AS A WHOLE, WITHOUT THE WRITTEN PERMISSION OF MANUFACTURER, IS PROHIBITED.</p>	
---	--	--

Model Number S-R-5935-S2-65.2-T2	Drawing ID Number -	Date Created 3 JUN 2016	Revised Date 28 JUN 2017
-------------------------------------	------------------------	----------------------------	-----------------------------