



www.seura.com  
 PH. 920.857.9069  
 FAX 920.857.9490

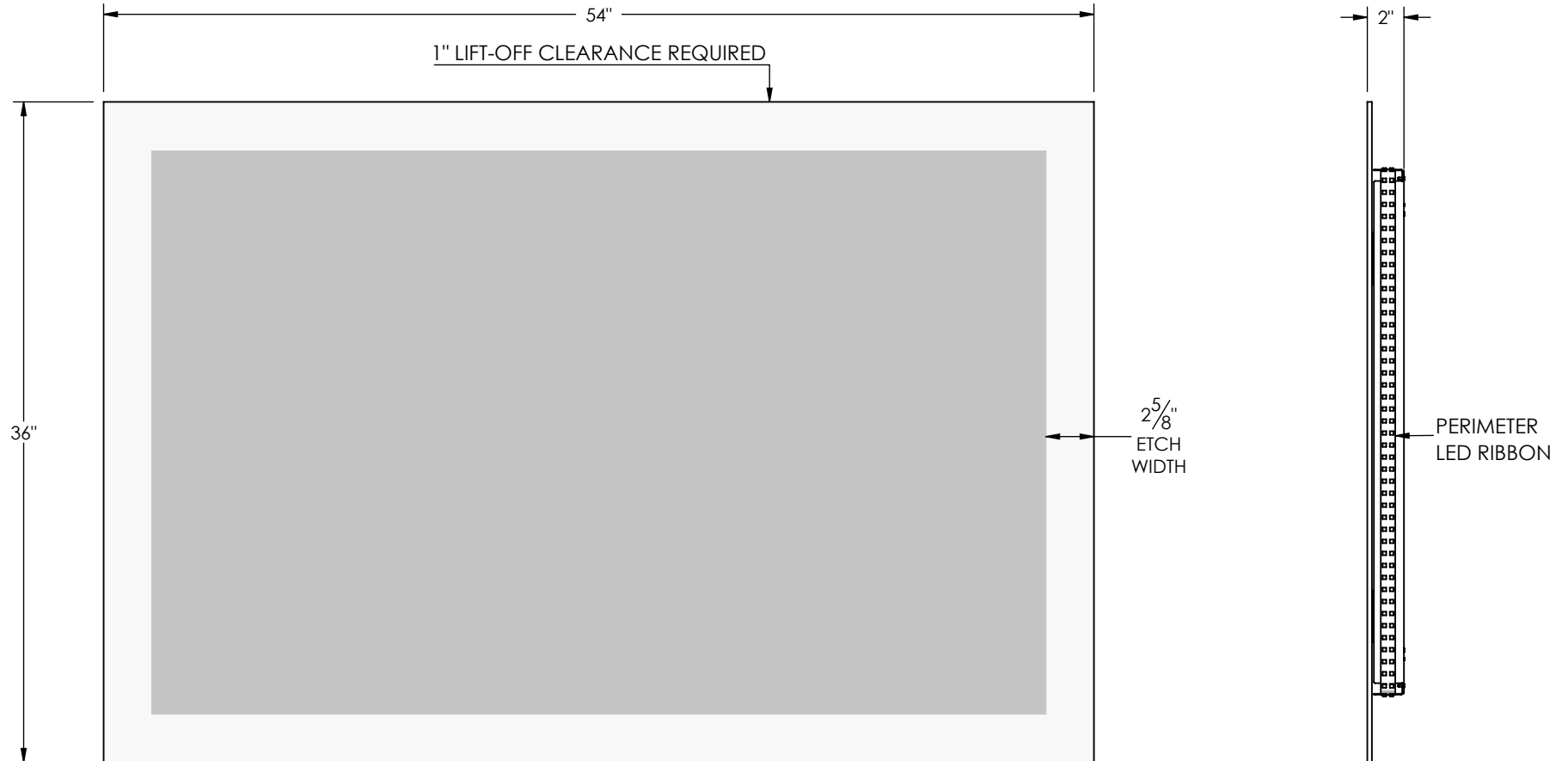
Reseller  
-

Drawing ID Number  
-

Date Created  
7 OCT 2016

Revised Date  
-

Item and Description  
 S-S-5436-S-FO.6-BLED.3  
 54"(W) X 36"(H) Surface-Mounted Mirror with Forte Lighted Design and Silver Mirror Glass



UL1598 COMPLIANT

**SIGNATURE:**

**DATE:**

**NOTE:** PLEASE SIGN AND DATE THIS PAGE BEFORE RETURNING TO SEURA, SIGNIFYING YOU AGREE TO ALL SPECIFICATIONS SHOWN ON ALL DRAWING SHEETS. THE BUILD PROCESS WILL NOT BEGIN WITHOUT AN AUTHORIZED SIGNATURE. FOR DRAWINGS THAT REQUIRE REVISIONS, SEND THE REVISIONS TO SEURA NOTED ON THE ORIGINAL DRAWINGS. A REVISED DRAWING PACKAGE WILL BE RE-SENT FOR SIGNATURE.

**TOLERANCES (UNLESS OTHERWISE NOTED)**  
 FRACTIONAL: ± 1/8"  
 ANGULAR: ± 1.0°  
 TWO PLACE DECIMAL: ± .03"  
 THREE PLACE DECIMAL: ± .015"

**PROPRIETARY AND CONFIDENTIAL**  
 THE INFORMATION CONTAINED IN THIS DOCUMENT IS THE SOLE PROPERTY OF THE MANUFACTURER. ANY REPRODUCTION IN PART, OR AS A WHOLE, WITHOUT THE WRITTEN PERMISSION OF MANUFACTURER, IS PROHIBITED.

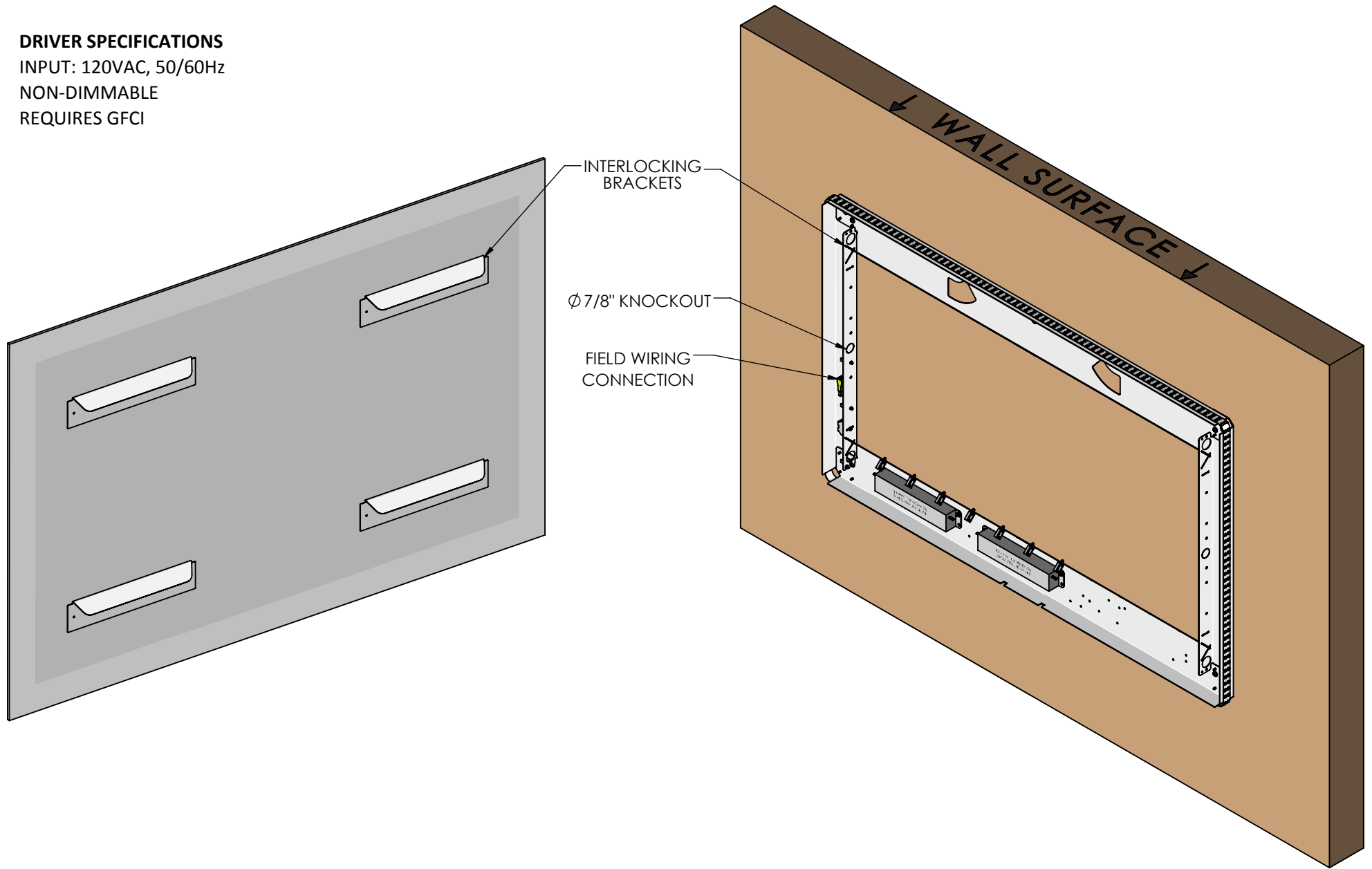
**SHEET 1**

**LED LIGHTING SPECIFICATIONS**

8.8 W/FT  
3000K COLOR TEMPERATURE

**DRIVER SPECIFICATIONS**

INPUT: 120VAC, 50/60Hz  
NON-DIMMABLE  
REQUIRES GFCI



<b>TOLERANCES (UNLESS OTHERWISE NOTED)</b> FRACTIONAL: ± 1/8" ANGULAR: ± 1.0° TWO PLACE DECIMAL: ± .03" THREE PLACE DECIMAL: ± .015"	<b>PROPRIETARY AND CONFIDENTIAL</b> THE INFORMATION CONTAINED IN THIS DOCUMENT IS THE SOLE PROPERTY OF THE MANUFACTURER. ANY REPRODUCTION IN PART, OR AS A WHOLE, WITHOUT THE WRITTEN PERMISSION OF MANUFACTURER, IS PROHIBITED.
--	---

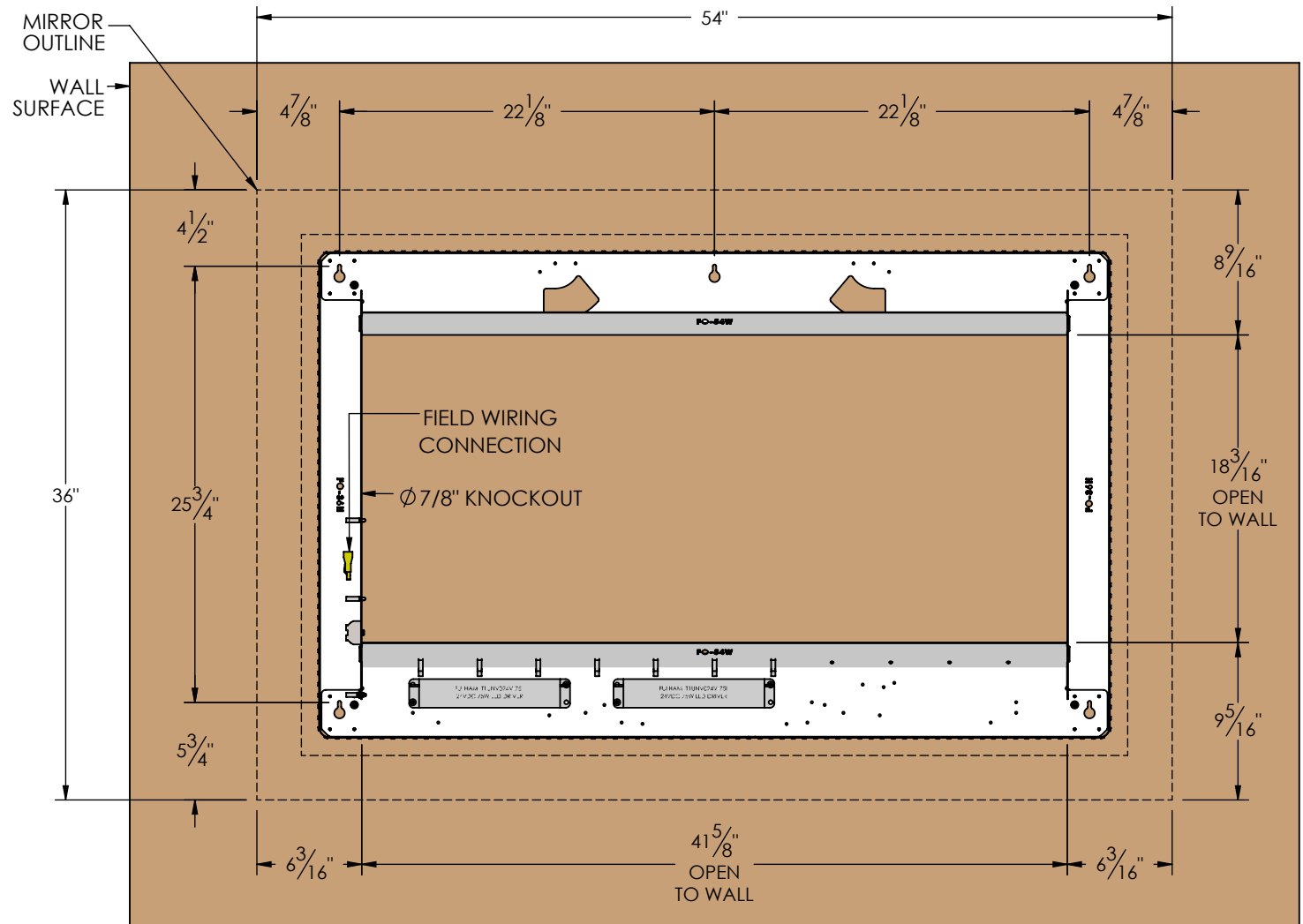
Model Number S-S-5436-S-FO.6-BLED.3	Drawing ID Number -	Date Created 7 OCT 2016	Revised Date -
--	------------------------	----------------------------	-------------------

## INSTALLATION INSTRUCTIONS:

- Reference the dimensions from this sheet to properly locate the keyhole slots on the mounting surface. If it is not possible to mount to the wall framing members, use toggle bolts into minimum ½-inch thick drywall.
- Make field wiring connections to the fixture disconnect using the color code listed in the next section.
- Hang the mirror assembly. Ensure the brackets are interlocked and mirror is secure.

## FIELD WIRING CONNECTIONS:

- Accepts AWG 16 - 12 solid or stranded (19 strands max.)
- Strip insulation back .43" to .51"
- Color Code:  
WHITE - neutral  
BLACK - line voltage  
GREEN - ground



**TOLERANCES  
(UNLESS OTHERWISE NOTED)**  
 FRACTIONAL: ± 1/8"  
 ANGULAR: ± 1.0°  
 TWO PLACE DECIMAL: ± .03"  
 THREE PLACE DECIMAL: ± .015"

**PROPRIETARY AND CONFIDENTIAL**  
 THE INFORMATION CONTAINED IN THIS DOCUMENT IS THE SOLE PROPERTY OF THE MANUFACTURER. ANY REPRODUCTION IN PART, OR AS A WHOLE, WITHOUT THE WRITTEN PERMISSION OF MANUFACTURER, IS PROHIBITED.

Model Number  
S-S-5436-S-FO.6-BLED.3

Drawing ID Number

-

Date Created  
7 OCT 2016

Revised Date

-

**SHEET  
3**