



www.seura.com
PH. 920.857.9069
FAX 920.857.9490

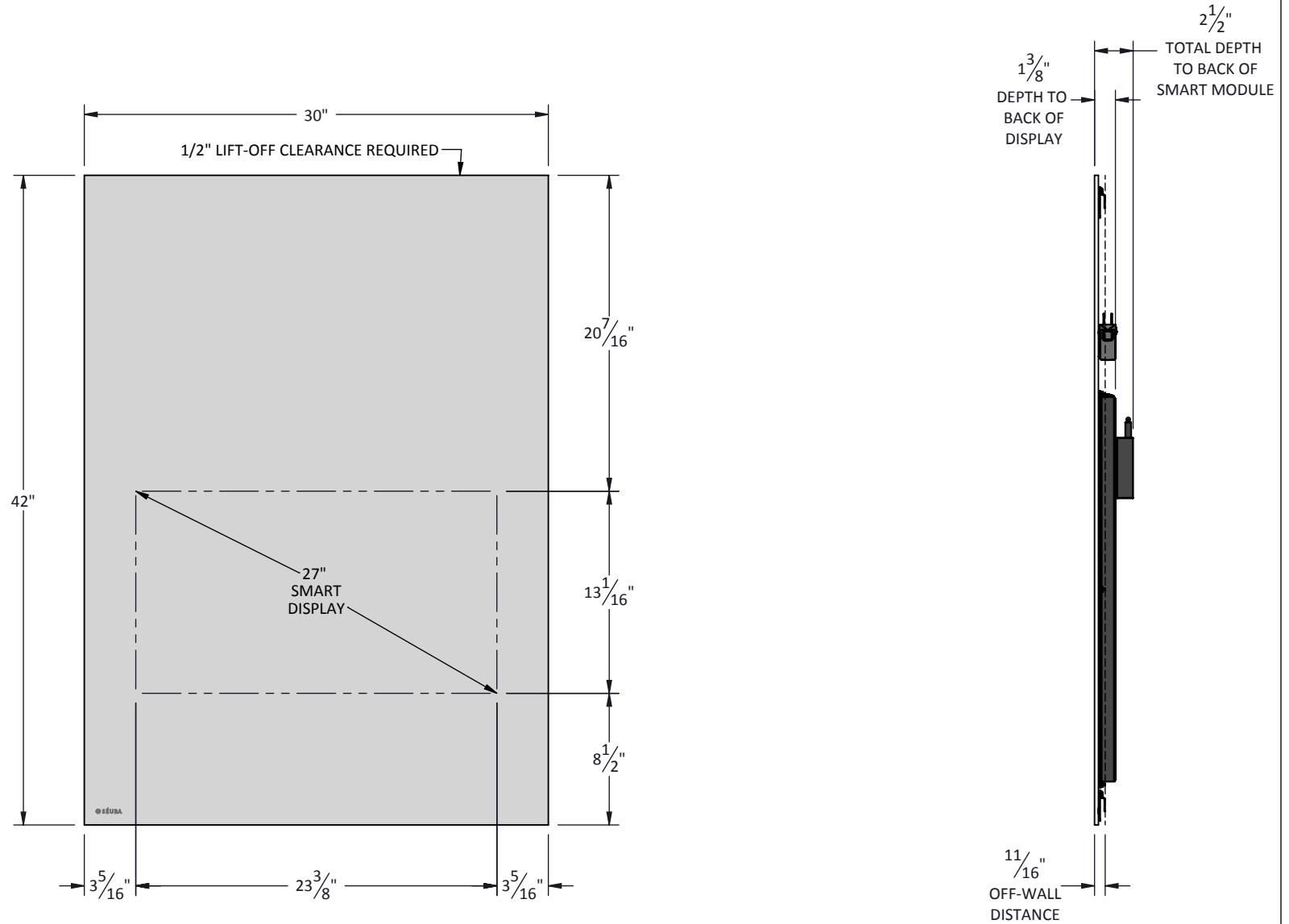
Reseller
-

Drawing ID Number
-

Date Created
29 MAY 2018

Revised Date
-

Item and Description
S-R-3042-27.5-V2-SMT
30" (W) x 42" (H) Standard Recessed SMART Mirror with 27" Display and Vanishing Vanity Glass



SIGNATURE:

DATE:

NOTE: PLEASE SIGN AND DATE THIS PAGE BEFORE RETURNING TO SEURA, SIGNIFYING YOU AGREE TO ALL SPECIFICATIONS SHOWN ON ALL DRAWING SHEETS. THE BUILD PROCESS WILL NOT BEGIN WITHOUT AN AUTHORIZED SIGNATURE. FOR DRAWINGS THAT REQUIRE REVISIONS, SEND THE REVISIONS TO SEURA NOTED ON THE ORIGINAL DRAWINGS. A REVISED DRAWING PACKAGE WILL BE RE-SENT FOR SIGNATURE.

TOLERANCES (UNLESS OTHERWISE NOTED)
 FRACTIONAL: $\pm 1/8"$
 ANGULAR: $\pm 1.0^\circ$
 TWO PLACE DECIMAL: $\pm .03"$
 THREE PLACE DECIMAL: $\pm .015"$

PROPRIETARY AND CONFIDENTIAL
 THE INFORMATION CONTAINED IN THIS DOCUMENT IS THE SOLE PROPERTY OF THE MANUFACTURER. ANY REPRODUCTION IN PART, OR AS A WHOLE, WITHOUT THE WRITTEN PERMISSION OF MANUFACTURER, IS PROHIBITED.

**SHEET
1**

27" High-Definition TV Specifications

Screen Size (Diagonal): 27-inch
 Format: 16:9
 Brightness: 700 cd/m2
 Viewing Angle: 170° Horizontal/Vertical
 Contrast: 4000:1
 Response Time: 6ms
 Native Resolution: 1920 X 1080
 Backlight: LED
 Menu Languages: English, French, Spanish

Tuner:

ATV: NTSC
 Digital: ATSC/QAM

Video:

75 Ohm Coaxial Antenna X 1
 Composite Video, Audio L, Audio R (RCA plugs) X 1
 Component YPbPr (RCA plugs) X 1
 S-Video Mini 4-pin DIN X 1
 VGA 15-pin D-sub Female X 1
 HDMI Type A X 2
 USB Type A X 1

Audio:

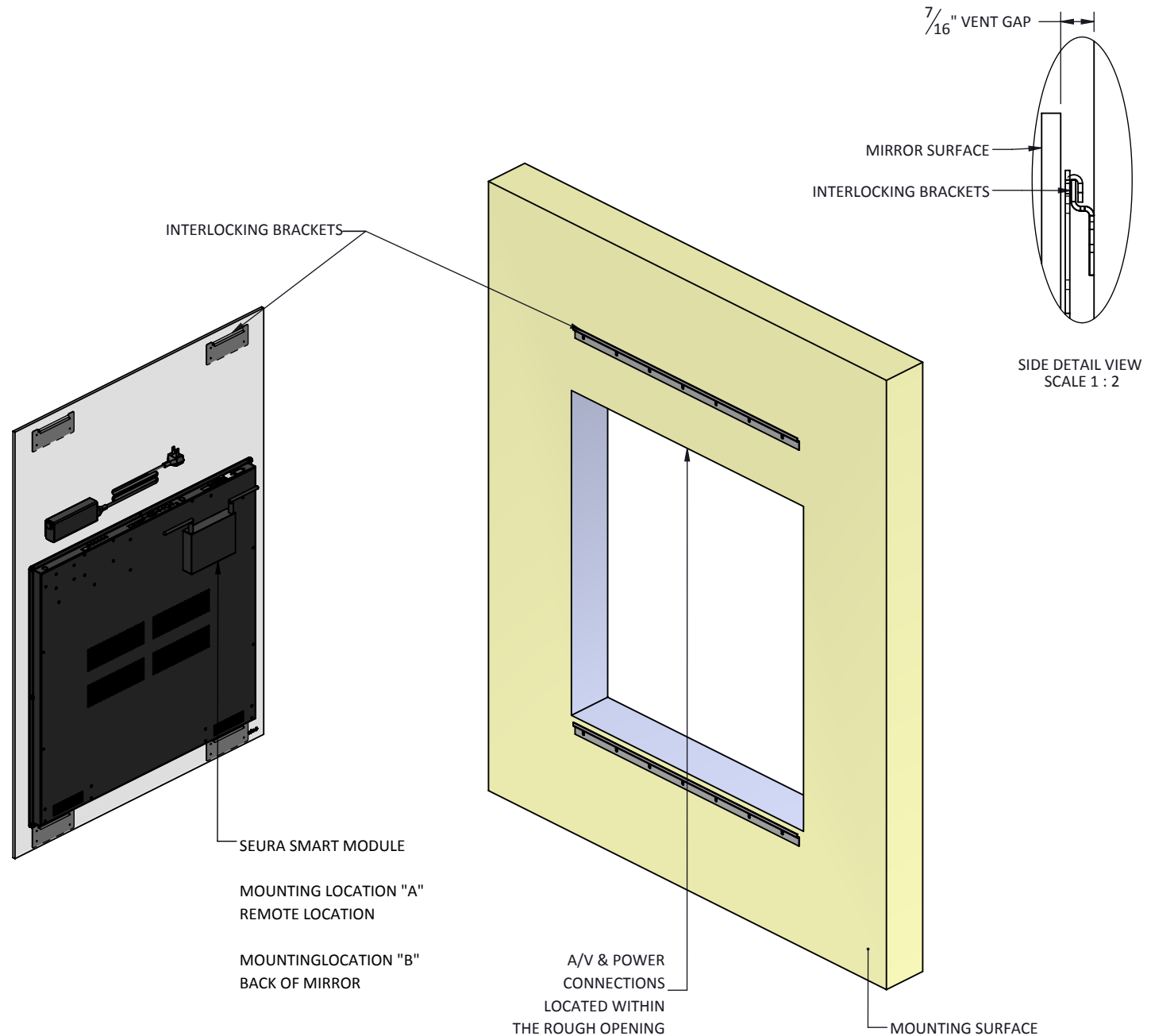
Amplified Internal Speakers: 2 X 5W
 Amplified Output for External Speakers: 2 X 5W
 Amplified Output: Terminal Block
 Constant Line Output: 3.5mm Jack X 2

Control:

RS232: 9-pin DB9 Female X 1
 IR IN: 3.5mm Jack X 1
 IR OUT: 3.5mm Jack X 4

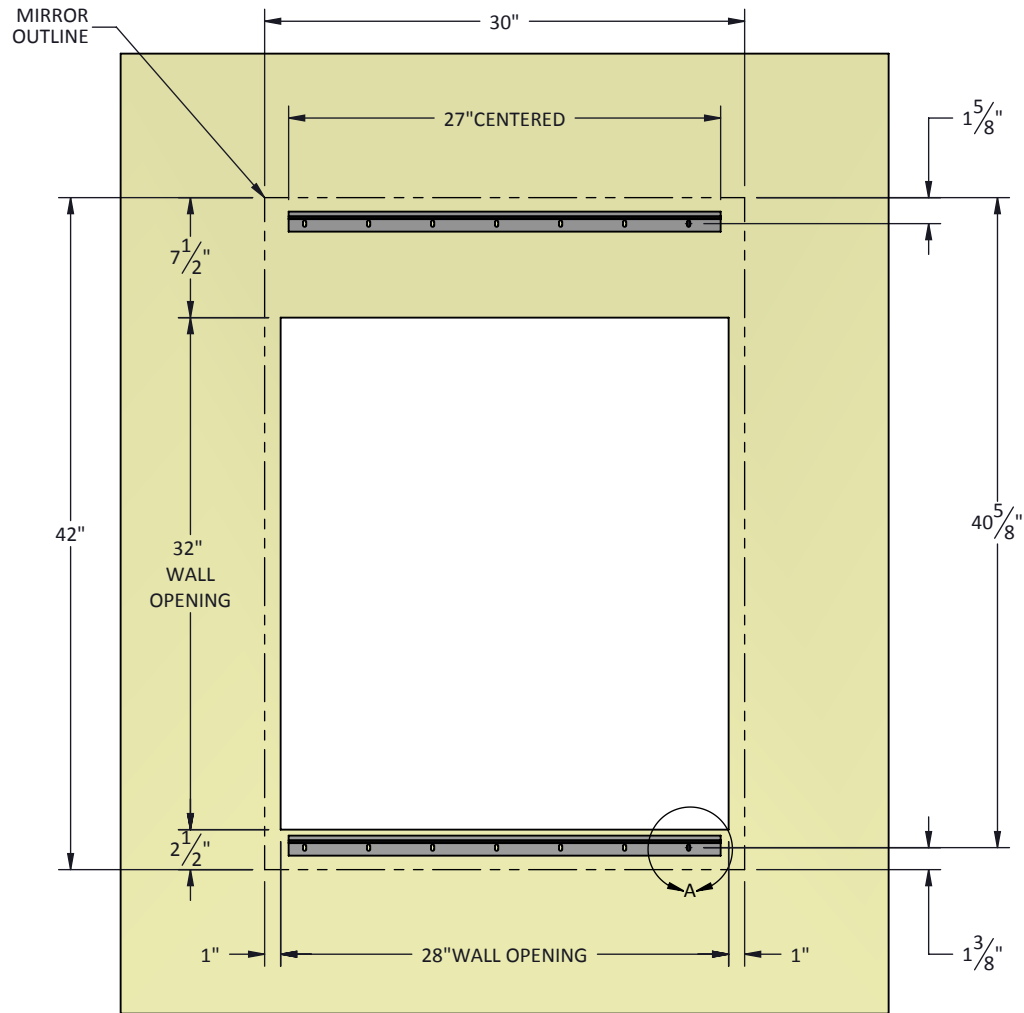
Power:

Input: 110-240 VAC, 50-60Hz, 1.5A
 Type A NEMA Plug
 Requires GFCI Protected Outlet



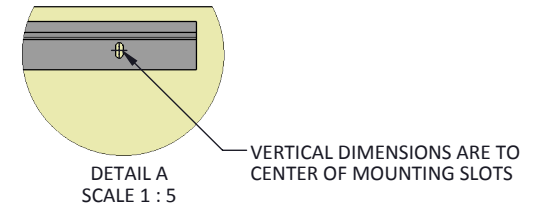
<p>TOLERANCES (UNLESS OTHERWISE NOTED) FRACTIONAL: ± 1/8" ANGULAR: ± 1.0° TWO PLACE DECIMAL: ± .03" THREE PLACE DECIMAL: ± .015"</p>	<p>PROPRIETARY AND CONFIDENTIAL THE INFORMATION CONTAINED IN THIS DOCUMENT IS THE SOLE PROPERTY OF THE MANUFACTURER. ANY REPRODUCTION IN PART, OR AS A WHOLE, WITHOUT THE WRITTEN PERMISSION OF MANUFACTURER, IS PROHIBITED.</p>
---	--

Model Number S-R-3042-27.5-V2-SMT	Drawing ID Number -	Date Created 29 MAY 2018	Revised Date -
--------------------------------------	------------------------	-----------------------------	-------------------



INSTALLATION INSTRUCTIONS:

- Reference the dimensions on this sheet to properly locate the wall brackets on the mounting surface.
- Wall brackets must have mounting screws in both end slots.
- If it is not possible to mount to the wall framing members, use the supplied toggle bolts into minimum 1/2-inch thick drywall. Toggle bolt instructions are included in the fastener packet.
- Hold mirror assembly close to wall, connect A/V and power, and verify functionality.
- Hang mirror assembly. Ensure the brackets are interlocked and mirror is secure.



<p>TOLERANCES (UNLESS OTHERWISE NOTED) FRACTIONAL: ± 1/8" ANGULAR: ± 1.0° TWO PLACE DECIMAL: ± .03" THREE PLACE DECIMAL: ± .015"</p>	<p>PROPRIETARY AND CONFIDENTIAL THE INFORMATION CONTAINED IN THIS DOCUMENT IS THE SOLE PROPERTY OF THE MANUFACTURER. ANY REPRODUCTION IN PART, OR AS A WHOLE, WITHOUT THE WRITTEN PERMISSION OF MANUFACTURER, IS PROHIBITED.</p>
---	--

Model Number S-R-3042-27.5-V2-SMT	Drawing ID Number -	Date Created 29 MAY 2018	Revised Date -
--------------------------------------	------------------------	-----------------------------	-------------------